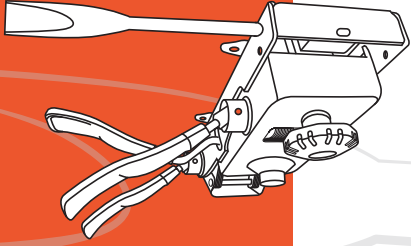


# M1

Multi-Function  
4 Paddle

# Control Guide


For the highest level of ergonomic needs, suited for multi-functions. Seat pivots from 0 to 6 degrees forward. 3" wide cold rolled steel J-bar adds strength and back-pull durability




**Infinite Back Angle Adjustment:**  
Lift the lever up to release the back .  
Angle the back into desired position  
then push the lever down to lock  
the back into place.



**Seat Height Lever:**  
Pull and hold the lever to raise the seat,  
Release the lever to lock at the desired  
height . Lift and hold lever while apply-  
ing weight on seat to lower seat height.



**Infinite Position Tilt-Lock:**  
Lift the lever up to release the tilt-lock.  
Tilt the seat into desired position then  
push the lever down to lock the seat into  
place, or leave lever up to keep in free  
float.



**Tilt Tension Control Knob:**  
Turn clockwise to increase the tension and  
counter clockwise to loosen tilt tension.



**Forward Tilt Lever:**  
Rotate lever clockwise towards the floor to  
increase pitch of seat from 0 to 6 degrees.  
Rotate counter clockwise towards the bottom  
of the seat to return seat to level position. Lift  
weight from seat before rotating lever.